

System options

- [Overview](#)
- [Create new system option](#)
- [Update existing system option](#)
- [Delete system option](#)

Overview

System options are settings that are used by the administrators to customize the ERP system.

These options should only be managed by people, who understand their purpose and context, as changing a key option could lead to severe issues within the ERP, if done wrong.

These settings can range from the primary color of the web site to a predefined greeting on auto-generated documents.

<input type="checkbox"/> ID ^	NAME	SLUG	DESCRIPTION	VALUE	ACTIONS
<input type="checkbox"/> 4	Rebook Matrix	rebook_matrix	Rebook matrix for transfers		✎ 🗑
<input type="checkbox"/> 11	Announcements section title	announcements_section_title	Section title for announcements	We.Are.Dewesoft	✎ 🗑
<input type="checkbox"/> 13	Annual appraisal finished process ID	annual_appraisal_finished_pr...	When annual appraisal for any employee is finished, a process is started. Value is ID of this process in Dewesoft Process manager	502	✎ 🗑
<input type="checkbox"/> 19	Purchase mail	purchase_mail		purchasing@dewesoft.com	✎ 🗑
<input type="checkbox"/> 26	Tenant logo	tenant_logo	Tenant logo		✎ 🗑
<input type="checkbox"/> 28	Tenant name	tenant_name	Company short name		✎ 🗑
<input type="checkbox"/> 40	Tenant custom colors	custom_colors	Color for mail title backgrounds, fonts, etc. Example: #1d242d, red, limegreen, ...		✎ 🗑
<input type="checkbox"/> 61	Freshdesk tickets url	freshdesk_tickets_url	The URL, used to redirect user from note to corresponding Freshdesk ticket.		✎ 🗑
<input type="checkbox"/> 73	Technology for runner	technology_for_runner	Technology for runner		✎ 🗑
<input type="checkbox"/> 74	Resources for runner	resources_for_runner	Resources for runner		✎ 🗑
<input type="checkbox"/> 134	Floor map	floor_map	JSON data for floor map layout		✎ 🗑

Create new system option

This action requires the "**create system option**" permission.

A new option can be created by accessing the creation form on the [system options page](#) through the "Create new" button.



You get redirected to the [creation form page](#), where you can input required information to add a new system option.

All required form fields are marked with a red asterisk.





















A screenshot of the 'Add new option' form. The form is titled 'Add new option' and has a 'Basic information' tab selected. It contains several input fields: 'NAME' (with a red asterisk), 'SLUG' (with a red asterisk and the placeholder 'Enter unique slug'), 'VALUE', 'DESCRIPTION', and 'DATA'. There is also a 'JSON preview' section. At the bottom, there is a red banner indicating 'Invalid fields' with 'Name' and 'Slug' listed. A 'Save' button is visible, along with a checkbox labeled 'After save, create another'.

Be careful, as you should define only either value or data. If both are defined, only value will be used.

Update existing system option

This action requires the **"update system option"** permission.

To update an existing system option, find it in the table, and click the **"edit"** button at the end of it's row.

ID ^	NAME	SLUG	DESCRIPTION	VALUE	ACTIONS
4	Rebook Matrix	rebook_matrix	Rebook matrix for transfers		 
11	Announcements section title	announcements_section_title	Section title for announcements	We.Are.Dewesoft	 
13	Annual appraisal finished process ID	annual_appraisal_finished_proc...	When annual appraisal for any employee is finised, a process is started. Value is ID of this process in Dewesoft Process manager	502	 
19	Purchase mail	purchase_mail		purchasing@dewesoft.com	 
26	Tenant logo	tenant_logo	Tenant logo		 
28	Tenant name	tenant_name	Company short name		 
40	Tenant custom colors	custom_colors	Color for mail title backgrounds, fonts, etc. Example: #1d242d, red, limegreen, ...		 
61	Freshdesk tickets url	freshdesk_tickets_url	The URL, used to redirect user from note to corresponding Freshdesk ticket.		 
73	Technology for runner	technology_for_runner	Technology for runner		 
74	Resources for runner	resources_for_runner	Resources for runner		 

This takes you to the editing form, where you can update the option's name, slug, description and value/data.

TIP: Data is required to be in the JSON format. When editing it here, a preview is shown on the right, and you are notified if errors are present in the JSON structure itself.



← Freshdesk tickets url



Basic information

NAME	*	SLUG	*
Freshdesk tickets url		freshdesk_tickets_url	

VALUE
Value

DESCRIPTION
The URL, used to redirect user from note to corresponding Freshdesk ticket.

DATA

JSON preview:

Save

























+ File manager 0

+ Activity timeline 0

Delete system option

This action requires the "**delete system option**" permission.

To delete a system option, use the checkbox to select it, and then click on the "trash" icon, that appears in the top right corner of the page. You will be asked to confirm you want to delete the system option.

<input type="checkbox"/>	NAME ^	SLUG	DESCRIPTION	VALUE	ACTIONS
<input type="checkbox"/>	Announcements section title	announcements_section_title	Section title for announcements	We.Are.Dewesoft	 
<input type="checkbox"/>	Annual appraisal finished process ID	annual_appraisal_finished_process_id	When annual appraisal for any employee is finished, a process is started. Value is ID of this process in Dewesoft Process manager	502	 
<input type="checkbox"/>	Expendable option 1	expendable-option-1	An expendable option	1	 
<input type="checkbox"/>	Floor map	floor_map	JSON data for floor map layout		 
<input type="checkbox"/>	Freshdesk tickets url	freshdesk_tickets_url	The URL, used to redirect user from note to corresponding Freshdesk ticket.		 
<input type="checkbox"/>	Purchase mail	purchase_mail		purchasing@dewesoft.com	 
<input type="checkbox"/>	Rebook Matrix	rebook_matrix	Rebook matrix for transfers		 
<input type="checkbox"/>	Resources for runner	resources_for_runner	Resources for runner		 
<input type="checkbox"/>	Technology for runner	technology_for_runner	Technology for runner		 
<input type="checkbox"/>	Tenant custom colors	custom_colors	Color for mail title backgrounds, fonts, etc. Example: #1d242d, red, limegreen, ...		 
<input type="checkbox"/>	Tenant logo	tenant_logo	Tenant logo		 
<input type="checkbox"/>	Tenant name	tenant_name	Company short name		 

NOTICE: Deletion of system options should only be done, when the option is no longer used, and should be done only after consulting with someone, who understands ERP's utilization of options.