

























Overview

Event actions are automated actions, performed by the system, when a set of conditions is met or a certain event is triggered (updating of a product, changing an order's status, creating a new invoice...).

<input type="checkbox"/> NAME ^	FAIL ON ERROR	NOTIFY ON ERROR	ENABLED	ACTIONS
<input type="checkbox"/> Change status when awaited product is booked to stock	✗	✓	✓	 
<input type="checkbox"/> Change work order CNC status to "in process"	✓	✓	✓	 
<input type="checkbox"/> Change work order quality control statud when fully reserved	✓	✓	✗	 
<input type="checkbox"/> Close QC Tasks on ready for delivery	✗	✓	✓	 
<input type="checkbox"/> Create birokrat partner	✓	✓	✓	 
<input type="checkbox"/> Create birokrat product	✓	✓	✗	 
<input type="checkbox"/> Create end customer partner send mail	✓	✓	✓	 
<input type="checkbox"/> Delete birokrat partner	✓	✓	✓	 
<input type="checkbox"/> EUC check	✓	✗	✓	 
<input type="checkbox"/> EUC check sales order	✓	✗	✓	 
<input type="checkbox"/> End customer check	✓	✗	✓	 
<input type="checkbox"/> End customer check sales order	✓	✗	✓	 

Event actions are used for a variety of automated tasks, such as sending email notifications, updating statuses, performing hook calls...

Event actions are managed by ERP administrators.

Revision #6

Created 2024-05-10 12:01:45 UTC by Admin

Updated 2025-07-29 12:51:43 UTC by Nejc