









# Partners

- [Overview](#)
- [Create new partner](#)
- [Update existing partner](#)
- [Delete partner](#)

# Overview

In the ERP system, **partners** are used to refer to external entities, usually other companies. with which the organization interacts.

Partners are used to represent customers, suppliers, logistics providers, or company subsidiaries.

Partners											Search...					
Σ	<input type="checkbox"/>	SHORT NAME	VAT ID	DISABLED	COUNTRY	DELIVERY TIME (DAYS)	TRANSIT TIME (DAYS)	DEFAULT EXPENSE EVENT	CREDIT AMOUNT	CREATED AT	CREATED BY	ACTIONS				
+	<input type="checkbox"/>	A supplier		NO		0	0		0.00	Dec 11, 2024	Nejc Frece Zohar	 				
+	<input type="checkbox"/>	A subsidiary		NO		0	0		0.00	Dec 11, 2024	Nejc Frece Zohar	 				
+	<input type="checkbox"/>	A logistics provider		NO		0	0		0.00	Dec 11, 2024	Nejc Frece Zohar	 				
+	<input type="checkbox"/>	A customers		NO		0	0		0.00	Dec 11, 2024	Nejc Frece Zohar	 				

Partners are managed in the [partners](#) section. Each partner entry includes essential details such as full, short and native names, contact information, tax data, payment terms, and roles, enabling seamless integration and streamlined operations across the organization.

# Create new partner

-

# Update existing partner

Partners should only be updated by authorized users.

-

# Delete partner

This action requires the **"delete partner"** permission.

Partners should never be deleted, unless they are a duplicate partner with no history (no linked order, invoices...). Before any partner is deleted, the accounting department should be contacted for conformation.

Partners

Search...

<div><div><div>Σ</div><div></div></div></div>	<div><div><div>SHORT NAME</div><div>▼</div></div></div>	VAT ID	DISABLED	COUNTRY	DELIVERY TIME (DAYS)	TRANSIT TIME (DAYS)	DEFAULT EXPENSE EVENT	CREDIT AMOUNT	CREATED AT	CREATED BY	ACTIONS
<div><div><div></div><div></div></div></div>	A supplier		<div>NO</div>		0	0		0.00	Dec 11, 2024	<div>Nejc Frece Zohar</div>	<div><div><div></div><div></div></div></div>
<div><div><div></div><div></div></div></div>	A subsidiary		<div>NO</div>		0	0		0.00	Dec 11, 2024	<div>Nejc Frece Zohar</div>	<div><div><div></div><div></div></div></div>
<div><div><div></div><div></div></div></div>	A logistics provider		<div>NO</div>		0	0		0.00	Dec 11, 2024	<div>Nejc Frece Zohar</div>	<div><div><div></div><div></div></div></div>
<div><div><div></div><div></div></div></div>	A customers		<div>NO</div>		0	0		0.00	Dec 11, 2024	<div>Nejc Frece Zohar</div>	<div><div><div></div><div></div></div></div>

To delete a partner, find it in the table and tick its checkbox. Then click and confirm the "delete button".