

Can't login

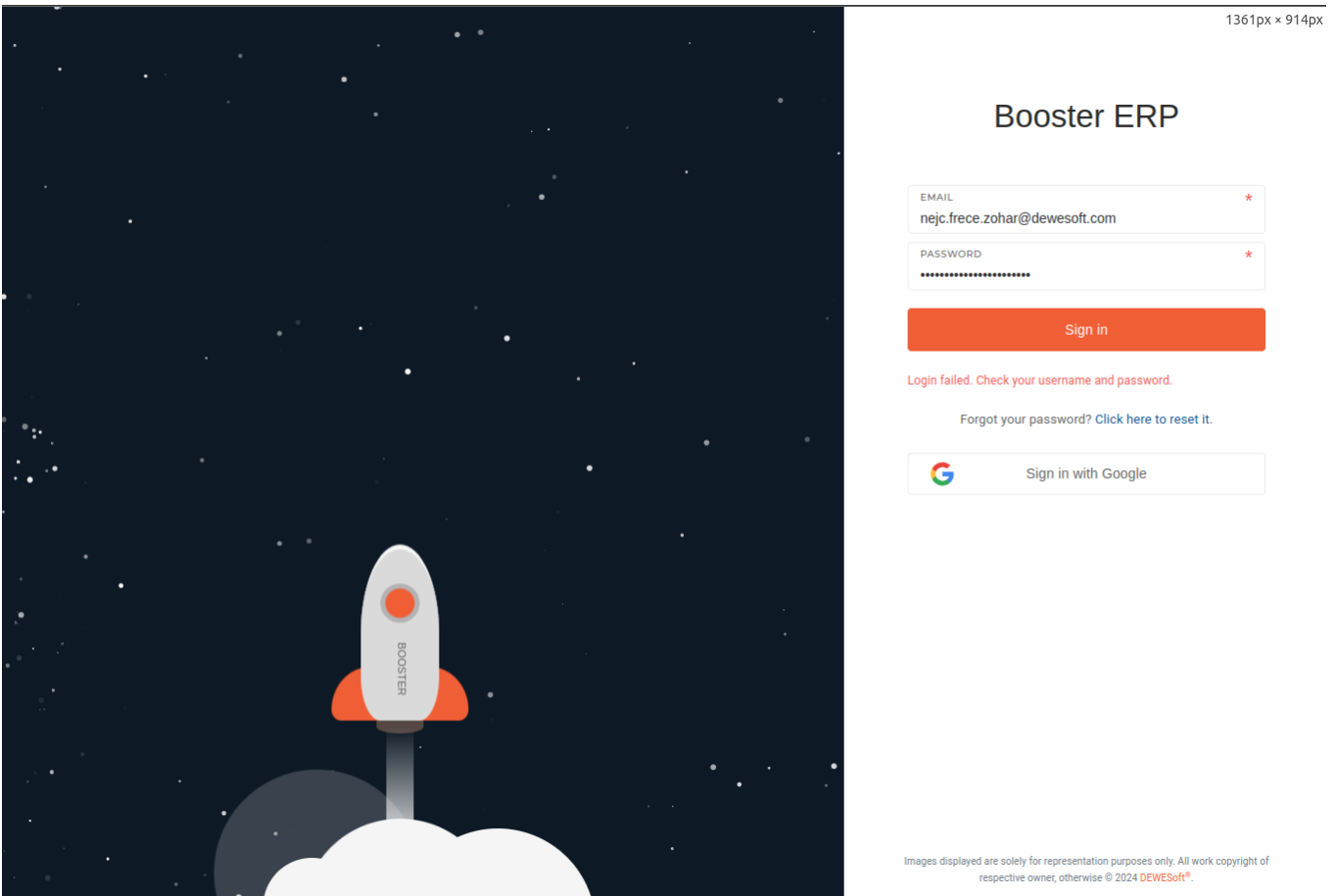
Having trouble logging in?

Below are listed a few troubleshooting steps that you can do on your own.

1. Check your password and email spelling

Sometimes we type and without knowing press the wrong key. Make sure that you the credentials you have inputted, are spelled correctly.


Make sure that your Caps Lock is not turned on, as the site's passwords are case-sensitive.



2. Reset your password

Issues with login could be caused by a password problem. You can reset your password on your own by clicking the link under the login form and inputting your email. Further instructions will be sent to the email address, you inputted.

If an ERP account with the email address you provided exists, you will receive a password reset instructions email. If the email does not appear in your **Inbox**, please check your **Spam** folder as well.




Booster ERP

EMAIL *
Your email

PASSWORD *
Your password

Sign in

Forgot your password? [Click here to reset it.](#)

 Sign in with Google

Images displayed are solely for representation purposes only. All work copyright of respective owner, otherwise © 2024 DEWESoft®.