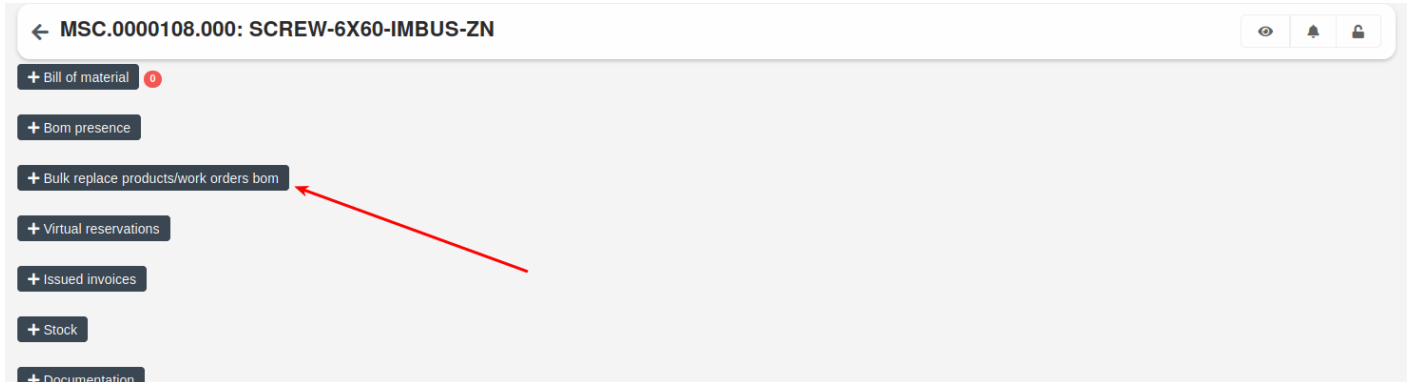


Bulk replace material

Products can be replaced in bulk across product BOMs or in work order item BOMs.

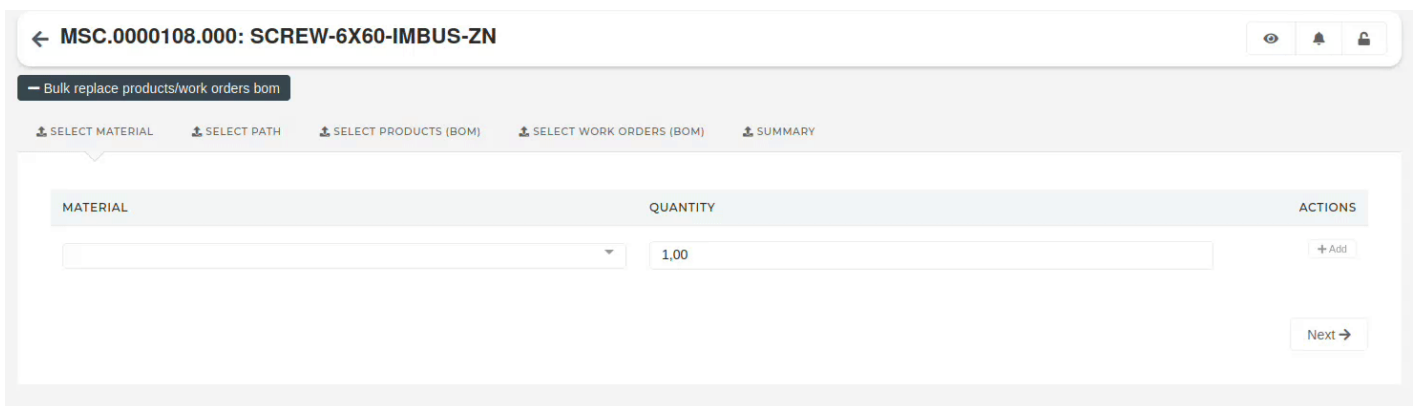
To bulk-replace a product, open its details page and find the "Bulk replace products / work orders bom" section.



Open it and follow the steps in it.

1. Select material

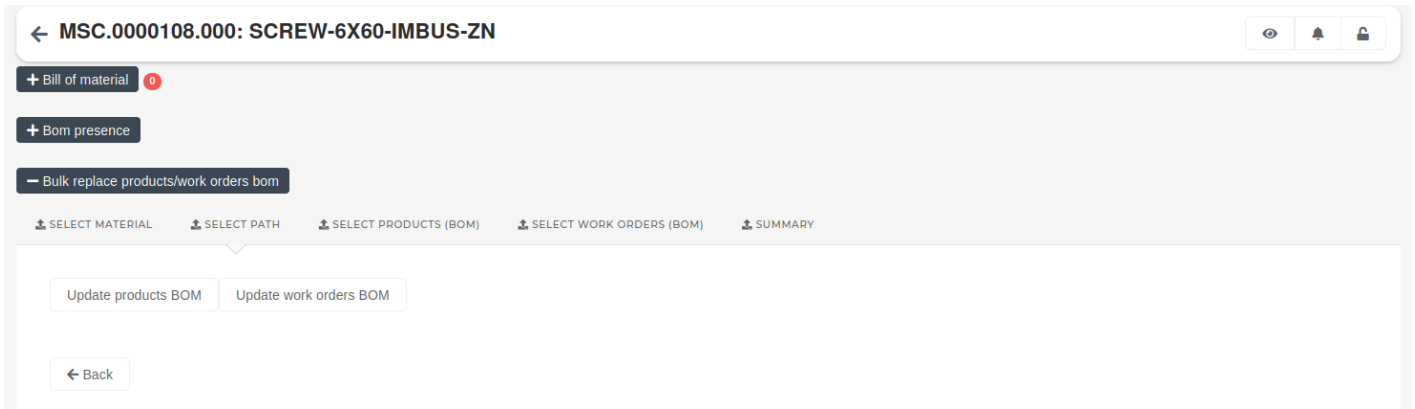
Select the product, that will replace the current product in BOMs, and set its quantity. There can be from one to several products selected to replace the current product.



2. Select path

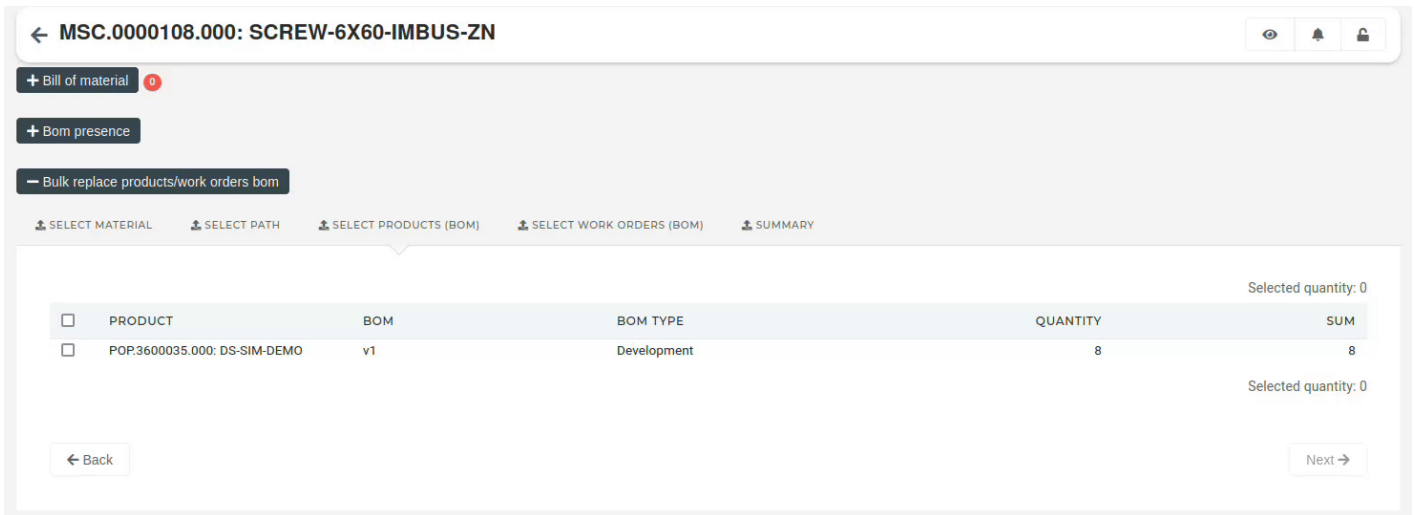
Here you have to select which type of BOMs you will be updating (replacing the product in):

- **Update product BOM:** the product will be replaced in BOMs of selected products.
- **Update work order BOM:** the product will be replaced in BOMs of selected work orders.



3. Select products (BOM)

If the selected path was "**Update product BOM**", the next step is to select the products, whose BOMs will be updated.



4. Select work orders (BOM)

If the selected path was "**Update work order BOM**", the next step is to select work order(s), where work order item BOMs will be updated.

← MME.0000196.000: ALU_ALMGS1_25x120

— Bulk replace products/work orders bom

SELECT MATERIAL SELECT PATH SELECT PRODUCTS (BOM) SELECT WORK ORDERS (BOM) SUMMARY

Selected quantity: 0

| WORK ORDER PRODUCT | ORDER # | PRODUCT | CREATED AT | PARTNER | EXPECTED SHIPMENT DATE | QUANTITY (FOR 1 PIECE) | WORK ORDER ITEM QUANTITY | TOTAL QUANTITY | INCREAS... QUANTITY |
|--------------------------|----------------|------------------------------------|--------------|---------|------------------------|------------------------|--------------------------|----------------|---------------------|
| <input type="checkbox"/> | DNC-03095-2024 | AME.0600179.13N: ALU_BP4_NOS_BC... | Sep 14, 2024 | | | 0.091 | 5 | 0.4549999... | 0.4549999... |

Selected quantity: 0

← Back Next →

+ Virtual reservations

5. Summary

If we are updating the product BOM, the summary will list the products that will be updated. Clicking the "Remove material" button and confirming will perform the replacement/removal of material on selected products.

← MSC.0000108.000: SCREW-6X60-IMBUS-ZN

— Bulk replace products/work orders bom

SELECT MATERIAL SELECT PATH SELECT PRODUCTS (BOM) SELECT WORK ORDERS (BOM) SUMMARY

You will remove:

MSC.0000108.000: SCREW-6X60-IMBUS-ZN

On this products BOM:

| PRODUCT | BOM | QUANTITY |
|------------------------------|-----|----------|
| POP.3600035.000: DS-SIM-DEMO | v1 | 8 |

← Back Remove material

+ Virtual reservations

If we are updating a work order's BOM, the summary will list the products that will be updated.

← MME.0000196.000: ALU_ALMGSI1_25x120

— Bulk replace products/work orders bom

SELECT MATERIAL SELECT PATH SELECT PRODUCTS (BOM) SELECT WORK ORDERS (BOM) SUMMARY

You will replace:

MME.0000196.000: ALU_ALMGSI1_25x120

with:

| MATERIAL | QUANTITY |
|------------------------------------|----------|
| MSC.0040048.000: SCREW-4.8X25-TORX | 1 |

On this work orders:

| WORK ORDER PRODUCT | ORDER # | PRODUCT | CREATED AT | EXPECTED SHIPMENT DATE | QUANTITY (FOR 1 PIECE) | WORK ORDER ITEM QUANTITY | TOTAL QUANTITY |
|--------------------|---------|--|--------------|------------------------|------------------------|--------------------------|---------------------|
| DNC-03095-2024 | | AME.0600179.13N: ALU_BP4_NOS_BC1022 | Sep 14, 2024 | | 0.091 | 5 | 0.45499999999999996 |

Selected quantity: 0.45499999999999996

← Back Replace material Add material

Clicking the "**Replace material**" button will replace material on BOMs of selected work order's items.

Clicking the "**Add material**" button will add material on BOMs of selected work order's items.

Revision #5

Created 2024-10-08 09:53:47 UTC by Admin

Updated 2025-06-23 06:38:48 UTC by Nejc