



Delete fixed asset

This action can be performed by users with proper permissions.



A fixed asset can be deleted from the ""[Fixed assets](#)"" table view.

Find the fixed asset that you want to delete by searching for its inventory number in the table.

SERIAL NUMBER	NAME	INVENTORY NUMBER	TRACKING NUMBER	ASSET ACTIVE	WAREHOUSE LOCATION	PREVIOUS YEAR VALUE	CURRENT AMOUNT	UNLIQUIDA... AMOUNT	DEPRECIAT... AMOUNT	DEPRECIAT... TOTAL AMOUNT	DEPRECIAT... RATE	CREATED AT	CREATED BY	ACTIONS
<input type="checkbox"/>	ČISTILEC KÄRCHER-K7 PREMIUM SMART Control Home	20240325	f7293bc1	<input checked="" type="checkbox"/>		€0.00	€0.00	€0.00	€0.00	€0.00	20	Jun 7, 2024	Natalija Barič	 

Showing 1 to 50 of 1 entries | Show 5 10 25 50 100 per page

Once you have found the fixed asset, tick its checkbox, and click & confirm the **"Trash"** button that appears in the top right corner. With the fixed asset deleted, the goods receipt can now be canceled.

SERIAL NUMBER	NAME	INVENTORY NUMBER	TRACKING NUMBER	ASSET ACTIVE	WAREHOUSE LOCATION	PREVIOUS YEAR VALUE	CURRENT AMOUNT	UNLIQUIDA... AMOUNT	DEPRECIATION AMOUNT	DEPRECIATION TOTAL AMOUNT	DEPRECIATION RATE	CREATED AT	CREATED BY	ACTIONS
<input type="checkbox"/>	ČISTILEC KÄRCHER-K7 PREMIUM SMART Control Home	20240325	f7293bc1	<input checked="" type="checkbox"/>		€0.00	€0.00	€0.00	€0.00	€0.00	20	Jun 7, 2024	Natalija Barič	 

Showing 1 to 50 of 1 entries | Show 5 10 25 50 100 per page

Revision #2

Created 2024-05-10 07:41:17 UTC by Admin

Updated 2024-12-17 13:22:03 UTC by Admin