

















Overview

Permissions are used to limit and provide access for users within the ERP system.

TIP: Permissions can be assigned onto roles or onto users directly, although this is discouraged, as roles provide easier trackability of what user has what permissions..

ID	NAME	DESCRIPTION	SLUG ^	ROLES	GROUP	ACTIONS
4524	AI generate image		ai-generate-image			 
4523	AI generate text		ai-generate-text			 
2363	Allow lunch info view		allow-lunch-info-view			 
4574	Cancel activities	Cancel activities	cancel-activities			 
4733	Cancel currency codes	Cancel currency codes	cancel-currency-codes			 
383	View Technology		view-technologies	admin, accounting, logistic, packing, development, production, service, calibration, warehouse, software, development-technologist, development-lead, software-lead, quality-manager, service-sub, view-dewepanner, product-bom-editor, accounting-admin-view-only, production-student, development-technologist-rnd, technology		 
1676	View user filters	View user filters	view-user-filters	logistics-sub		 
1665	View authorized users	View authorized users	view-users-authorized	subsidiary-manager, admin, logistic, packing, development, warehouse, software, application-engineer		 

Š

Revision #3

Created 2024-05-22 10:21:55 UTC by Admin

Updated 2024-06-14 10:25:04 UTC by Admin