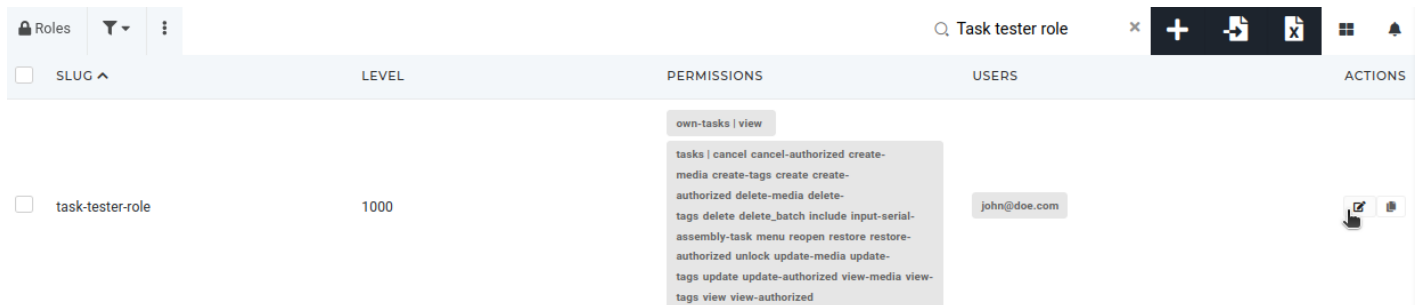




Update an existing role

Roles should be updated only by people, who know their purpose, as deleting a role that is required for a certain tasks will stop users from performing those tasks.

To edit an existing role, find it in the roles table and click on its **"Edit"** button.



SLUG ^	LEVEL	PERMISSIONS	USERS	ACTIONS
<input type="checkbox"/> task-tester-role	1000	<div>own-tasks view</div> <div>tasks cancel cancel-authorized create-media create-tags create create-authorized delete-media delete-tags delete delete_batch include input-serial-assembly-task menu reopen restore restore-authorized unlock update-media update-tags update update-authorized view-media view-tags view view-authorized</div>	<div>john@doe.com</div>	<div> </div>

On the role's page, you can update its name and description, its assigned permissions and manage users, that have this role.

It is not recommended to update a role's slug, as it may be used for programmatic access control.

← Task tester role



— Basic information

NAME

Task tester role

*

SLUG

task-tester-role

*

LEVEL

1 000,00

DESCRIPTION

A new tester role, used to try out the system's tasks.

PERMISSIONS 25



own-tasks | view

tasks

cancel cancel-authorized create-media create-tags create create-authorized delete-media delete-tags delete delete_batch include input-serial-assembly-task menu reopen restore restore-authorized unlock update-media update-tags update update-authorized view-media view-tags view view-authorized

tasks

document-tasks

own-tasks

start-later-tasks

☒ tasks

USERS

john@doe.com x

▼ x

Save

+ File manager

+ Comments

+ Activity timeline

Revision #5
Created 22 May 2024 10:20:42 by Admin
Updated 14 June 2024 10:14:29 by Admin