

# Goods transfers

- [Overview](#)
- [Create new goods transfer](#)
- [Update existing goods transfer](#)
- [Delete goods transfer](#)
- [Cancel goods transfer](#)

# Overview

Goods transfers provide an easy way to transfer products (goods) between warehouses and warehouse locations within the ERP.

Goods transfers allow users to quickly and efficiently perform movements of inventory, ensuring accurate tracking of stock and maintaining real-time visibility across all warehouse locations.

Goods transfers		Q Search...							
<input type="checkbox"/>	DOCUMENT NO.	MOVEMENT TYPE	STATUS	BOOKING DATE	ITEMS	CREATED AT	CREATED BY	ACTIONS	
<input type="checkbox"/>	GTR-128638-2024	Reserve goods for work order	BOOKED	Nov 29, 2024	0	Nov 29, 2024	CNC USER	<input type="checkbox"/>	<input type="checkbox"/>
<input type="checkbox"/>	GTR-128637-2024	Reserve goods for work order	BOOKED	Nov 29, 2024	0	Nov 29, 2024	CNC USER	<input type="checkbox"/>	<input type="checkbox"/>
<input type="checkbox"/>	GTR-128636-2024	Reserve goods for work order	BOOKED	Nov 29, 2024	0	Nov 29, 2024	CNC USER	<input type="checkbox"/>	<input type="checkbox"/>
<input type="checkbox"/>	GTR-128635-2024	Reserve goods for work order	BOOKED	Nov 29, 2024	0	Nov 29, 2024	CNC USER	<input type="checkbox"/>	<input type="checkbox"/>
<input type="checkbox"/>	GTR-128634-2024	Reserve goods for work order	BOOKED	Nov 29, 2024	0	Nov 29, 2024	CNC USER	<input type="checkbox"/>	<input type="checkbox"/>
<input type="checkbox"/>	GTR-128630-2024	Reserve goods for work order	BOOKED	Nov 29, 2024	0	Nov 29, 2024	CNC USER	<input type="checkbox"/>	<input type="checkbox"/>
<input type="checkbox"/>	GTR-128554-2024	Reserve goods for work order	BOOKED	Nov 29, 2024	0	Nov 29, 2024	CNC USER	<input type="checkbox"/>	<input type="checkbox"/>
<input type="checkbox"/>	GTR-128202-2024	Reserve goods for work order	BOOKED	Nov 29, 2024	0	Nov 29, 2024	CNC USER	<input type="checkbox"/>	<input type="checkbox"/>

Goods transfers can be initiated for various purposes, such as restocking, fulfilling production requirements, reserving material for work orders or reallocating inventory to meet demand. The system supports detailed documentation of these transfers, including quantities, transferred items, source and destination warehouse locations and a short description, ensuring transparency and intuitive **trackability** in conjunction with **stock transactions**.

Create new goods transfer

# Update existing goods transfer

This action requires the "**Update goods transfer**" permission.

Goods transfers should generally not be edited/updated, because their data is directly tied to stock transactions, which are critical for tracking, validating and maintaining accurate stock levels.

Descriptions of goods transfers can be changed, but all other information should not be updated.

← GTR-128632-2024 🗑️ 🔒 🏠 🔔

### Basic information

DOCUMENT NO.  
GTR-128632-2024

STATUS  
BOOKED ⌵ i

WORK ORDER ITEM  
DNC-02590-2024 - ALU\_IOLITE\_VODILO\_SKOZNJA - AME.0000021.14N


CONSUMABLE ORDERS CO-OPERATIONS

DESCRIPTION  
Enter description

BOOKING DATE  
11/30/2024, 01:00:18 PM 📅

### Items

ID	PRODUCT	FROM WAREHOUSE LOCATION	TO WAREHOUSE LOCATION	SERIAL NUMBER	QUANTITY	ACTIONS
449...	MME.0000063.000: ALU-IOLITE-RAIL-M3-PROFILE-EXT	CNC default location	CNC proizvodnja		6.00	<span>✕</span>



Manage goods transfer items

**Altering goods transfers can disrupt the integrity of inventory records** and lead to discrepancies in stock validation processes. To ensure consistency and compliance, any changes to stock movements should be managed through proper adjustment or reversal procedures rather than editing existing transfer records.



# Delete goods transfer

This action requires the "**Delete goods transfer**" permission.

Goods transfers cannot be deleted directly, due to the stock transactions that are connected to them. Because of this, goods transfers need to be canceled first.

Goods transfers with no stock transactions, such as "**Failed**" transfers, can be deleted without being canceled first.

Once a goods transfer is "**canceled**" and there are no existing stock transactions tied to it, it can be deleted from the table.

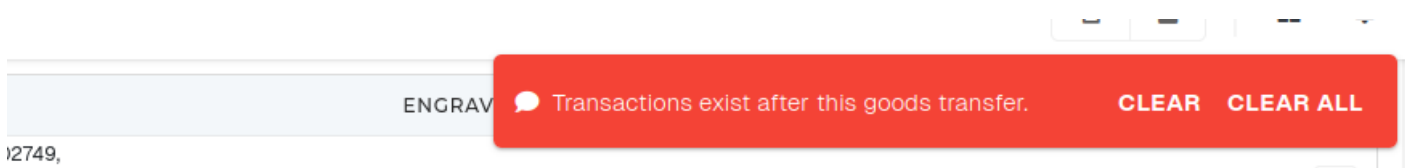
Goods transfers						Search...			
	DOCUMENT NO.	MOVEMENT TYPE	STATUS	BOOKING DATE	ITEMS	CREATED AT	CREATED BY	ACTIONS	
<input type="checkbox"/>	GTR-128640-2024	Reserve goods for work order	BOOKED	Nov 30, 2024	0	Nov 30, 2024	Tadej Volfand	<input type="checkbox"/>	<input type="checkbox"/>
<input type="checkbox"/>	GTR-128639-2024	Reserve goods for work order	BOOKED	Nov 30, 2024	0	Nov 30, 2024	Tadej Volfand	<input type="checkbox"/>	<input type="checkbox"/>
<input type="checkbox"/>	GTR-128638-2024	Reserve goods for work order	BOOKED	Nov 29, 2024	0	Nov 29, 2024	CNC USER	<input type="checkbox"/>	<input type="checkbox"/>
<input type="checkbox"/>	GTR-128637-2024	Reserve goods for work order	BOOKED	Nov 29, 2024	0	Nov 29, 2024	CNC USER	<input type="checkbox"/>	<input type="checkbox"/>
<input type="checkbox"/>	GTR-128636-2024	Reserve goods for work order	BOOKED	Nov 29, 2024	0	Nov 29, 2024	CNC USER	<input type="checkbox"/>	<input type="checkbox"/>
<input type="checkbox"/>	GTR-128635-2024	Reserve goods for work order	BOOKED	Nov 29, 2024	0	Nov 29, 2024	CNC USER	<input type="checkbox"/>	<input type="checkbox"/>
<input type="checkbox"/>	GTR-128634-2024	Reserve goods for work order	BOOKED	Nov 29, 2024	0	Nov 29, 2024	CNC USER	<input type="checkbox"/>	<input type="checkbox"/>

# Cancel goods transfer

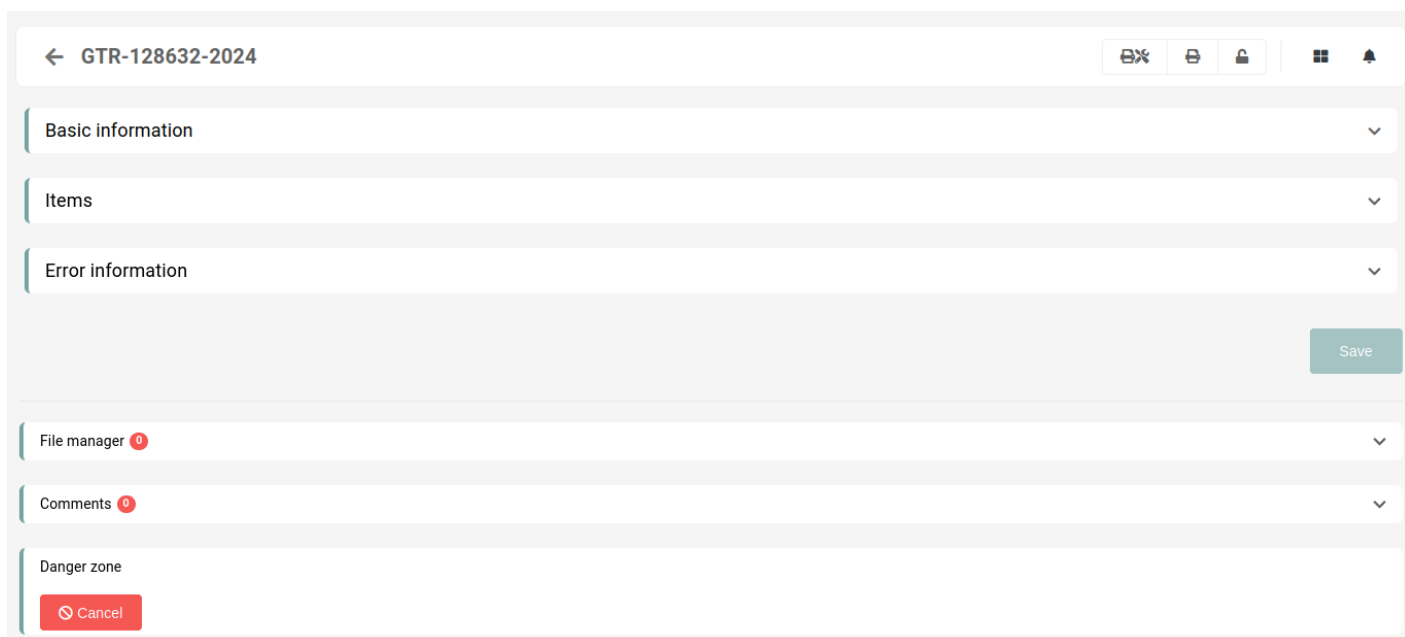
This action requires the "**Cancel goods transfers**" permission.

Goods transfers cannot be deleted directly, due to the stock transactions that are connected to them. Instead, they need to be "**canceled**" first.

When canceling a goods transfer, make sure that it is the last transfer to/from the source location (last transaction in the lot). Trying to cancel a goods transfer that is not last will result in an error being shown.



To cancel a goods transfer, go to the details page of goods transfer and open the "**Danger zone**" section.



You will see a button, labeled as "**Cancel**". Click and confirm the button to cancel the goods transfer. This will rollback any changes to the stock, done by the goods transfer, as well as delete any stock transactions, tied to this goods transfer.

After the process is finished, the status of the goods transfer will then be updated to "**Canceled**".

← GTR-128632-2024

Basic information

DOCUMENT NO.  
GTR-128632-2024

STATUS  
BOOKED

WORK ORDER ITEM

CONSUMABLE ORDERS

CO-OPERATIONS

DESCRIPTION  
PRENOS OS

BOOKING DATE  
11/29/2024, 02:20:34 PM

Items

Error information

Save

File manager 0

Comments 0

Danger zone

Cancel

When goods transfer cannot be cancelled (i.e. the error "**Transactions exist after this goods transfer.**" appears), that usually means a transaction after this transfer has been created for one of the items on this transfer. To find the problematic item, list all items in the "[Goods transfer Items](#)" table and open every item's **Lot**.

GOODS TRANSFER	MOVEMENT TYPE	PRODUCT	PRODUCT TYPE	FROM WAREHOUSE LOCATION	TO WAREHOUSE LOCATION	LOT ID	STATUS	DESCRIPTION
GTR-00040-2026	Transfer goods between locations	RES.0000183.000 HCU2_11_007	Reselling products	2025 - CL. TESEO - KIT HW X TESEO	Cassaforte	1955	BOOKED	KIT HW IN CASSAFORTE
GTR-00040-2026	Transfer goods	RES.0000180.000	Reselling products	2025 - CL. TESEO -	Cassaforte	1955	BOOKED	KIT HW IN

On the "**Lot**" page, open "**Stock transactions**" section, and check the "**Show goods transfers**" checkbox. All transactions, created after your goods transfer, are the reason, why the goods transfer cannot be canceled.

▼ STOCK TRANSACTIONS

File manager

Comments

Activity timeline