





















Create new warehouse

This action requires the **"create warehouse"** permission.

New warehouses can be created in the **"Create new warehouse"** form, that can be accessed **here**, or by clicking the "+" button above the "Warehouses" table.

Warehouses												Q Search...		+  		 	
<input type="checkbox"/>	NAME ▾	PRODU... SUPPLY	PRODU...	WASTE	TRANSIT	CAN RECEIVE GOODS	PROMO SUPPLY	ORDER REQUIR... SUPPLY	REQUIR... SUPPLY	PLANN... SUPPLY	THIS IS WAREH... WALL	CREATED AT	UPDATE... AT	ACTIONS			
<input type="checkbox"/>	WHD - Warehou...	NO	YES	NO	NO	NO	NO	NO	NO	NO	NO	Apr 4, 2018	Aug 21, 2023				
<input type="checkbox"/>	W02 - Warehou... wall	NO	NO	NO	NO	NO	NO	YES	NO	NO	YES	Aug 22, 2024	Aug 22, 2024				
<input type="checkbox"/>	W01 - Warehou... wall	NO	NO	NO	NO	NO	NO	YES	NO	NO	YES	Sep 5, 2022	Jan 13, 2023				
<input type="checkbox"/>	TQM	NO	NO	NO	NO	NO	NO	NO	NO	NO	NO	May 30, 2023	May 30, 2023				
<input type="checkbox"/>	TEHP - Producti... Technol...	NO	NO	NO	NO	NO	NO	NO	NO	NO	NO	Feb 20, 2023	May 30, 2023				
<input type="checkbox"/>	TEHD - Develop... Tehnology	NO	NO	NO	NO	NO	NO	NO	NO	NO	NO	May 30, 2023	May 30, 2023				
<input type="checkbox"/>	SYSTEM CHECK/IT	NO	NO	NO	NO	NO	NO	NO	NO	NO	NO	May 31, 2023	May 31, 2023				
<input type="checkbox"/>	SWD -											Apr 22	Mar 2				

Basic information

The create form requires two main pieces of information. The **name** of the warehouse, that will be used to identify it, and a general **description**, to inform anyone viewing the warehouse to its purpose (eg. new material warehouse, main office...)

←

⌵🔔

Add warehouse

Basic information

NAME

Office Floor 2

*

DESCRIPTION

The second floor of the office building.

*

Settings

The **"Settings"** section is used to decide the purpose of the warehouse and how it can be used in the ERP.

Settings

PRODUCTION SUPPLY

☐ NO

CAN RECEIVE GOODS

☐ NO

PLANNER SUPPLY

☐ NO

PRODUCTION

☐ NO

PROMO SUPPLY

☐ NO

THIS IS WAREHOUSE WALL

☐ NO

WASTE

☐ NO

ORDER REQUIREMENTS SUPPLY

☐ NO

TRANSIT

☐ NO

REQUIREMENTS SUPPLY

☐ NO

☐ After save, create another

Save

Production supply

Production

Waste

Transit

Can receive goods

Promo supply

Order requirements supply

Requirements supply

Planner supply

This is warehouse wall

Revision #9

Created 25 October 2024 08:10:43 by Admin

Updated 18 December 2024 10:14:28 by Admin